



CTEK XS 0.8

0.8 A



NEW
GENERATION
BATTERY CHARGERS

NEW GENERATION CHARGING FOR SMALLER BATTERIES

CTEK XS 0.8

5
YEAR
WARRANTY

The XS 0.8 is CTEK's smallest 12 V charger. It offers state of the art technology and is perfect for charging smaller 12 V batteries that can be found in motorcycles, jet skis, ATVs and lawnmowers. It is also suitable for maintenance charging "normal-sized" batteries such as car batteries. The unique display allows the user to follow the entire charging process. The XS 0.8 is a compact and fully automatic 6-step charger for 12 V batteries from 1.2-32 Ah and is suitable for maintenance charging up to 100 Ah. The XS 0.8 is IP65 classified (splash and dust proof), delivers 0.8 A and is designed to protect vehicle electronics. It is non-sparking, reverse polarity protected and short-circuit proof. The XS 0.8 is delivered with 5-year warranty.


- AUTO**
Fully automatic for optimal charging
- 12V**
For all lead-acid batteries
- 5**
FULLY CHARGED BATTERY
- 6**
Maintenance charging

TECHNICAL DATA

CHARGING VOLTAGE	14.4 V
CHARGING CURRENT	Max 0.8 A
TYPE OF CHARGER	6 step, fully automatic charging cycle
TYPE OF BATTERY	12 V lead-acid batteries
BATTERY CAPACITY	1.2-32 Ah, up to 100 Ah for maintenance
INSULATION	IP65 (splash and dust proof)

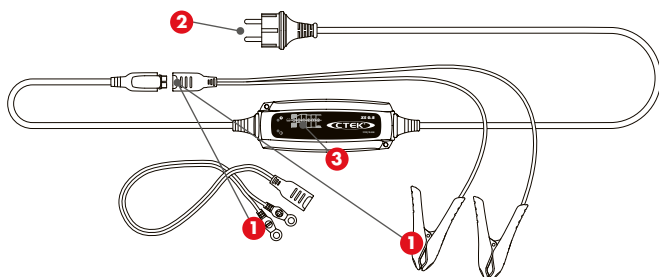


THE SMARTEST BATTERY CHARGERS IN THE WORLD



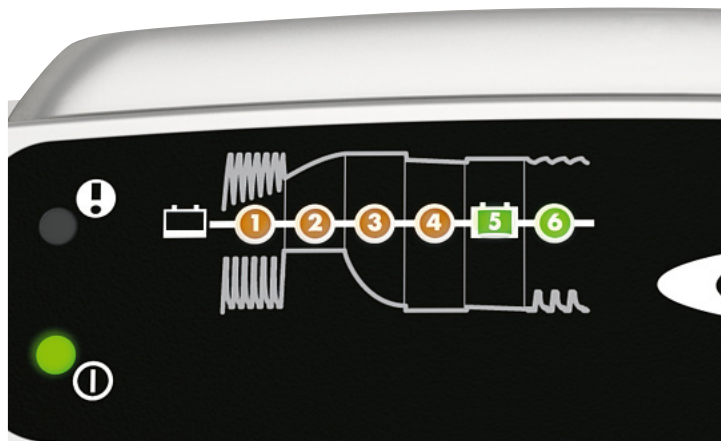
- Fully automatic charging and maintenance in 6 steps maximizes battery life and performance
- Numerous accessories simplify using the same charger for multiple batteries
- Water-resistant so that the solution could be taken to the problem even if it rains or snows
- Patented maintenance charge for a unique combination of maximized life and performance
- Patented desulphation that extends the battery life
- No sparks, short-circuit proof and reverse-polarity protected for untroubled usage

CONNECT AND FORGET



- 1. Connect the charger to the battery.**
- 2. Connect the charger to the wall socket.**
– Power-on lamp lights
- 3. ... and ready.**

CTEK'S UNIQUE 6 STEP CHARGING



- 1 STEP 1 DESULPHATION**
Pulsing voltage removes sulphates from the lead plates of the battery restoring the battery capacity.
- 2 STEP 2 BULK**
Charging with maximum current until approximately 80 % battery capacity.
- 3 STEP 3 ABSORPTION, READY TO USE**
Charging with declining current to maximize up to 100 % battery capacity.
- 4 STEP 4 ANALYSE**
Tests if the battery can hold charge. Batteries that cannot hold charge may need to be replaced.
- 5 STEP 5 FLOAT, FULLY CHARGED**
Maintaining the battery voltage at maximum level by providing a constant voltage charge.
- 6 STEP 6 PULSE, MAINTENANCE CHARGING**
Maintaining the battery at 95-100 % capacity. The charger monitors the battery voltage and gives a pulse when necessary to keep the battery fully charged.

GUARANTEED QUALITY WITH CTEK

CTEK customer support is available to answer any questions related to charging and CTEK chargers. Safety, simplicity and flexibility characterizes all products and solutions developed and sold by CTEK. CTEK supply chargers to more than 60 countries throughout the world. CTEK is also a reliable OEM supplier to many of the world's most prestigious car and motorcycle manufacturers.

Contact customer support: info@ctek.com